

NEW^ Wall Mounted KMTc Models

ASTG09/12KMTc^ / AOTG09/12KMTc
 ASTG18/22/24KMTc^ / AOTG18/22/24KMTc
 ASTG30/34KMTc / AOTG30/34KMTc



Image ASTG18/22/24KMTc

SLIM AND MODERN DESIGN

Designed to be less obtrusive and integrate seamlessly with the room's interior, the new ASTG18/22/24KMTc models within the range are slimmer than the previous Fujitsu lifestyle units by 30mm* in depth.

The matte finish and smooth edges create a modern aesthetic to suit contemporary homes.



240mm*

270mm depth (old units)



ENERGY EFFICIENT

The lifestyle range of Hi Wall reverse cycle air conditioning units are Fujitsu General's most efficient! An improved star rating for heating mode has been achieved across the ASTG18/22/24KMTc models, along with an improved star rating in cooling mode on the ASTG18KMTc model.



ASTG18KMTc model


HUMAN SENSOR CONTROL

An intelligent feature which detects movement of people to deliver optimum efficiency and temperature control. When in operation, if the sensor detects no movement in a room after 20 minutes, the air conditioner will automatically switch to energy saving operation, modifying the temperature to minimise energy consumption.

When movement is detected within the room, the air conditioner reverts back to its previous setting.



UPGRADED HEAT EXCHANGER

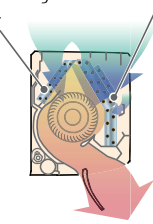


The heat exchange efficiency has been significantly improved with the hi-density and large heat exchanger.

Ø5 mm Hi-density heat exchanger

Ø7 mm Large heat exchanger

Ø107 Large cross-flow fan
 With the large-diameter fan, efficient air volume can be obtained at low power.



AIR QUALITY

Air quality is maintained throughout the home with the apple-catechin and ion deodorising filters. Fine dust, invisible mould spores and harmful microorganisms are absorbed onto the apple-catechin filter by static electricity. Further growth is inhibited and deactivated by the polyphenol extracted from apples. The ion deodorisation filter decomposes absorbed odours using the oxidising and reducing effects of the ions generated by the ultra-fine-particle ceramic.



Long-life ion deodorisation filter



Apple-catechin filter

GROUP CONTROL

The complete KMTc range now features a group control option. This allows for up to 16 indoor units to be controlled as a group from one wired remote control. Each indoor unit requires the optional control PCB to allow connection to a single wired controller. Backlit touch panel controller and simple remote controller options are available.



*Applicable to ASTG18/22/24KMTc models only. ^Indicates new chassis.

WHY CHOOSE FUJITSU?



NEW ZEALAND'S LONGEST
HEAT PUMP / AIR CONDITIONER
MANUFACTURER'S WARRANTY



PROFESSIONAL AND
EFFECTIVE INSTALLATIONS



HEALTHY AIR FILTERS

When you use a Fujitsu accredited installer, you'll get a full 6 years parts and labour warranty - for the reassurance you need that we stand behind our product, for the long term.

Fujitsu's accreditation programme for installers helps ensure that you'll get the right fit for your unique space. A professional installation is essential for the efficient performance of any Heat Pump / Air Conditioner. Ask to see their red card!

Fujitsu's advanced healthy Catechin Filters have been independently tested to show that they significantly reduced the incidence of Asthma and Allergy triggers - such as pollen, fine dust particles and dust mite carcasses. The Catechin Filters have been approved by the Asthma & Respiratory Foundation's Sensitive Choice® programme.

Model No.	Indoor Unit		ASTG09KMTC	ASTG12KMTC	ASTG18KMTC	ASTG22KMTC	ASTG24KMTC	ASTG30KMTC	ASTG34KMTC	
	Outdoor Unit		AOTG09KMTC	AOTG12KMTC	AOTG18KMTC	AOTG22KMTC	AOTG24KMTC	AOTG30KMTC	AOTG34KMTC	
Operation Type			Reverse Cycle	Reverse Cycle	Reverse Cycle	Reverse Cycle	Reverse Cycle	Reverse Cycle	Reverse Cycle	
Power Source	V / Ph / HZ		240 / 1 / 50	240 / 1 / 50	240 / 1 / 50	240 / 1 / 50	240 / 1 / 50	240 / 1 / 50	240 / 1 / 50	
Capacity	Cooling	kW	2.50 (0.90-3.60)	3.50 (0.90-4.10)	5.00 (1.00-6.50)	6.00 (1.10-7.50)	7.10 (1.10-8.30)	8.50 (2.90-10.50)	9.40 (2.90-11.20)	
	Heating	kW	3.20 (0.90-5.30)	3.70 (0.90-6.10)	6.00 (1.05-8.70)	7.20 (1.10-9.40)	8.00 (1.10-10.10)	9.00 (2.20-11.20)	10.30 (2.70-11.70)	
Input Power	Cooling	kW	0.53 (0.25-1.04)	0.89 (0.25-1.29)	1.16 (0.24-1.68)	1.58 (0.24-2.30)	2.08 (0.24-3.15)	2.46 (0.58-3.85)	2.78 (0.59-4.03)	
	Heating	kW	0.66 (0.25-1.61)	0.79 (0.25-1.89)	1.28 (0.14-2.42)	1.70 (0.14-2.63)	1.91 (0.14-3.00)	2.34 (0.50-4.01)	2.84 (0.60-4.24)	
EER	Cooling	kW / kW	4.71	3.93	4.31	3.80	3.41	3.45	3.38	
COP	Heating	kW / kW	4.84	4.68	4.69	4.24	4.19	3.84	3.63	
Star Rating	Cooling		5	3.5	4	3	2.5	2	2	
	Heating		5	4.5	5	4	4	3	2.5	
Running Current	Cooling / Heating	amps	3.0 / 3.5	4.2 / 4	5.1 / 5.6	6.8 / 7.4	8.9 / 8.3	10.4 / 10.1	11.7 / 11.9	
Moisture Removal	l / hr		0.3	1.0	1.3	2.3	2.7	2.5	3.5	
Noise Level	Indoor Sound Pressure (High/Quiet)	Cooling	dB(A)	40 / 19	40 / 19	46 / 29	48 / 29	49 / 29	51 / 33	52 / 34
		Heating	dB(A)	40 / 21	42 / 21	46 / 29	48 / 29	49 / 29	51 / 33	51 / 33
	Outdoor Sound Pressure (Cooling/Heating)		dB(A)	46 / 46	49 / 49	47 / 48	49 / 52	54 / 52	50 / 54	50 / 54
	Outdoor Sound Power		dB(A)	61	64	61	65	66	67	67
Air Circulation (Indoor - High Fan) Cooling / Heating			l / sec	194 / 197	194 / 214	283 / 283	294 / 294	325 / 325	389 / 389	389 / 389
Net Dimensions H x W x D	Indoor Unit	mm	270 x 834 x 222	270 x 834 x 222	280 x 980 x 240	280 x 980 x 240	280 x 980 x 240	340 x 1,150 x 280	340 x 1,150 x 280	
		kgs	10	10	12.5	12.5	12.5	18.5	18.5	
	Outdoor Unit	mm	542 x 799 x 290	542 x 799 x 290	716 x 820 x 315	716 x 820 x 315	716 x 820 x 315	830 x 900 x 330	914 x 970 x 370	
		kgs	32	32	42	42	42	60	74	
Piping Connections (Liquid / Suction)			mm	Ø6.35 / Ø9.52	Ø6.35 / Ø9.52	Ø6.35 / Ø12.70	Ø6.35 / Ø12.70	Ø6.35 / Ø12.70	Ø9.52 / Ø15.88	Ø9.52 / Ø15.88
Max. Pipe Length (Precharged Length)			m	20 (15)	20 (15)	30 (15)	30 (15)	30 (15)	75 (20)	75 (30)
Max. Height Difference			m	15	15	25	25	25	30	30
Operation Range	Cooling	°CDB	-10 to 46	-10 to 46	-10 to 46	-10 to 46	-10 to 46	-10 to 46	-10 to 46	
	Heating	°CDB	-15 to 24	-15 to 24	-15 to 24	-15 to 24	-15 to 24	-15 to 24	-15 to 24	
Refrigerant			R32	R32	R32	R32	R32	R32	R32	

OPTIONAL PARTS

LCD Touch Controller : SET-KMT-RNRYZ
External Control Kit : SET-KMT-XCSXZ2

Simple Controller with Mode : SET-KMT-RSRY
Simple Controller without Mode : SET-KMT-RHRY

Note : Specifications are based on the following conditions.

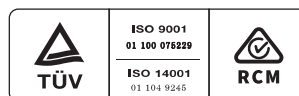
Cooling : Indoor temperature of 27°CDB / 19°CWB, and outdoor temperature of 35°CDB / 24°CWB.
Heating : Indoor temperature of 20°CDB / (15°CWB), and outdoor temperature of 7°CDB / 6°CWB.

• Other company and product names mentioned herein may be registered trademarks, trademarks or trade names of their respective owners.

• Actual products' colours may be different from the colours shown in this printed material.

Please refer to specifications before installation and servicing this product. Only persons and/or companies qualified and experienced in the installation, service and repair of refrigerant products should be permitted to do so. The purchaser must ensure that the person and/or company who is to install, service or repair this air conditioner has qualifications and experience in refrigerant products. Suitable access for warranty and service is required. Future improvement, specifications, designs of product and availability are subject to change without notice. All Capacity and Energy Efficiency ratings are based on AS/NZS3823.2. Running current is at rated conditions (AS3823) and does not include compressor start-up or variations in power supply and load conditions.

Copyright© 2019 Fujitsu General Limited. All rights reserved. E & OE



ISO 9001 Certified number: 01 100 075229
Fujitsu General (Thailand) Co., Ltd.
ISO 14001 Certified number: 01 104 9245



FUJITSU GENERAL NEW ZEALAND
A SUBSIDIARY OF FUJITSU GENERAL LIMITED

www.fujitsugeneral.co.nz
EMAIL contact@fujitsugeneral.co.nz

30FNP36-1808E